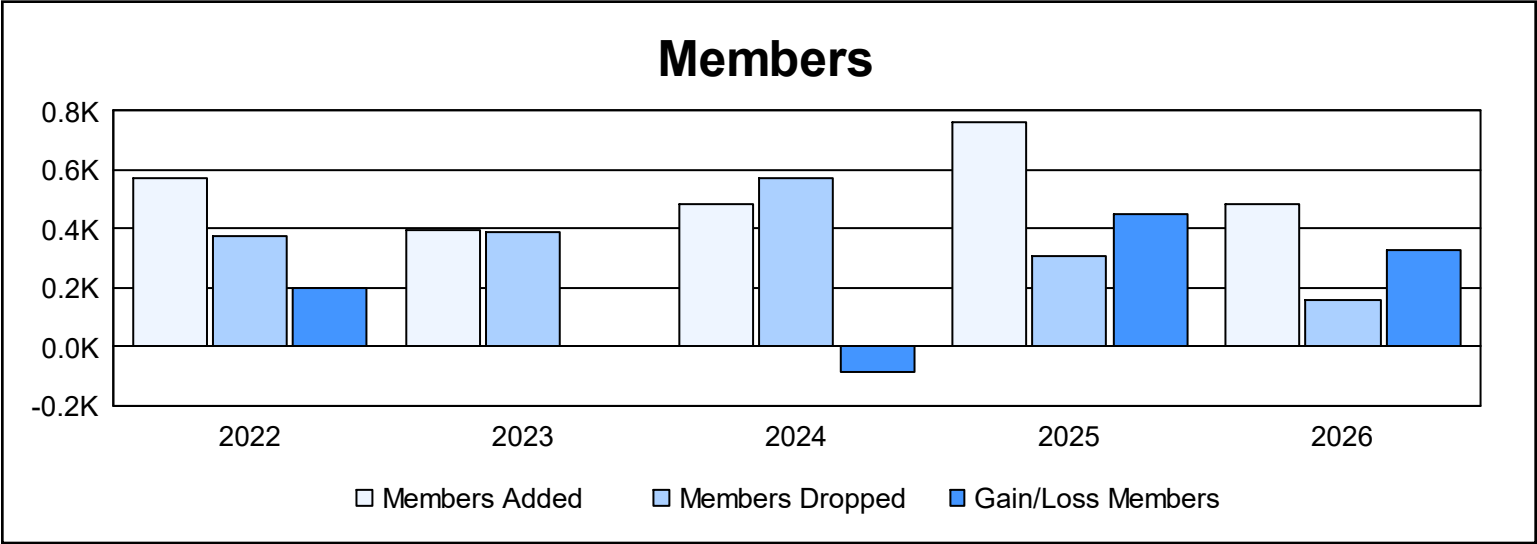
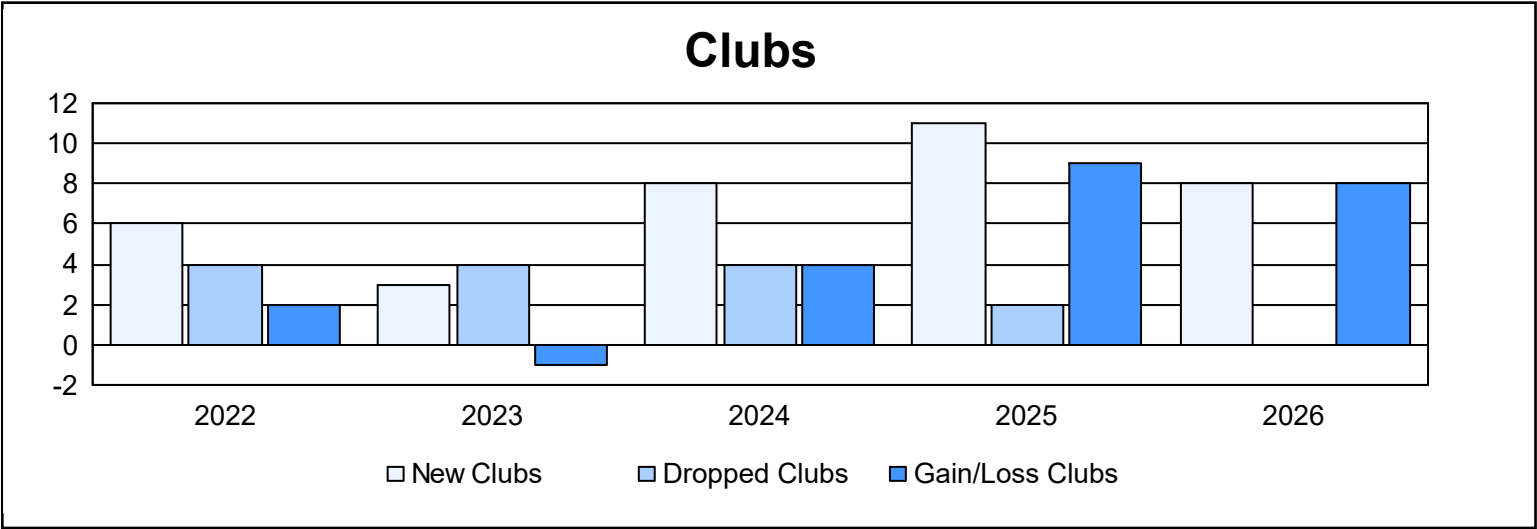
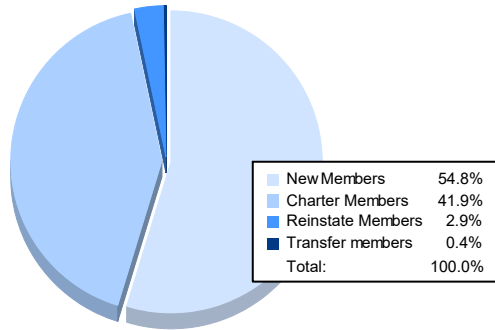


| Year | New Clubs | Dropped Clubs | Gain/ Loss Clubs | New Members | Charter Members | Reinstate Members | Transfer Members | Total Member Added | Total Members Dropped | Gain/ Loss Members |
|-----------|-----------|---------------|------------------|-------------|-----------------|-------------------|------------------|--------------------|-----------------------|--------------------|
| 2021-2022 | 6 | 4 | 2 | 327 | 216 | 28 | 0 | 571 | 373 | 198 |
| 2022-2023 | 3 | 4 | -1 | 275 | 110 | 8 | 2 | 395 | 390 | 5 |
| 2023-2024 | 8 | 4 | 4 | 232 | 219 | 30 | 0 | 481 | 569 | -88 |
| 2024-2025 | 11 | 2 | 9 | 376 | 314 | 70 | 2 | 762 | 310 | 452 |
| 2025-2026 | 8 | 0 | 8 | 267 | 204 | 14 | 2 | 487 | 156 | 331 |
| Average | 7 | 3 | 4 | 295 | 213 | 30 | 1 | 539 | 360 | 180 |



Membership Composition

December 2025 Cumulative



Gender Composition

December 2025 Cumulative

